

STATEMENT OF APPROPRIATIONS, ALLOTMENTS, OBLIGATIONS, DISBURSEMENTS AND BALANCES
As at the Quarter Ending June 30, 2023

Department : Department of Health (DOH)
 Agency/Entity : Office of the Secretary
 Operating Unit : Metro Manila Centers for Health Development
 Organization Code (UACS) : 13 001 0300013
 Fund Cluster : 01 - Regular Agency Fund
 (e.g. UACS Fund Cluster: 01-Regular Agency Fund, 02-Foreign Assisted Projects Fund, 03-Special Account-Locally Funded/Domestic Grants Fund, and 04-Special Account-Foreign Assisted/Foreign Grants Fund)

	Current Year Appropriations
	Supplemental Appropriations
X	Continuing Appropriations

Particulars	UACS CODE	Appropriations				Allotments					Current Year Obligations					Current Year Disbursements					Balances			
		Authorized Appropriations	Adjustments (Transfer To/From, Realignment)	Adjusted Appropriations	Allotments Received	Adjustments (Withdrawal, Realignment)	Transfer To	Transfer From	Adjusted Total Allotments	1st Quarter Ending March 31	2nd Quarter Ending June 30	3rd Quarter Ending September 30	4th Quarter Ending December 31	Total	1st Quarter Ending March 31	2nd Quarter Ending June 30	3rd Quarter Ending September 30	4th Quarter Ending December 31	Total	Unreleased Appropriations	Unobligated Allotments	Unpaid Obligations (15-20)=(23+24)		
																						Due and Demandable	Not Yet Due and Demandable	
		3	4	5=(3+4)	6	7	8	9	10=[8+(7)-9+8]	11	12	13	14	15=(11+12+13+14)	16	17	18	19	20=(16+17+18+19)	21=(5-10)	22=(10-15)	23	24	
I. Continuing Appropriations		180,985,885.34	608,404,930.90	789,390,816.24	180,985,885.34	0.00	0.00	608,404,930.90	789,390,816.24	575,441,278.74	20,465,387.81	0.00	0.00	595,906,666.55	7,196,464.52	17,064,422.87	0.00	0.00	24,260,887.39	0.00	193,484,149.69	0.00	571,645,779.16	
I. Agency Specific Budget		180,985,885.34	608,404,930.90	789,390,816.24	180,985,885.34	0.00	0.00	608,404,930.90	789,390,816.24	575,441,278.74	20,465,387.81	0.00	0.00	595,906,666.55	7,196,464.52	17,064,422.87	0.00	0.00	24,260,887.39	0.00	193,484,149.69	0.00	571,645,779.16	
General Administration and Support	1000000000000000	480,000.00	0.00	480,000.00	480,000.00	0.00	0.00	0.00	480,000.00	0.00	0.00	0.00	0.00	0.00	0.00	0.00	0.00	0.00	0.00	0.00	480,000.00	0.00	0.00	
General Management and Supervision	100000100001000	480,000.00	0.00	480,000.00	480,000.00	0.00	0.00	0.00	480,000.00	0.00	0.00	0.00	0.00	0.00	0.00	0.00	0.00	0.00	0.00	0.00	480,000.00	0.00	0.00	
MOOE		480,000.00	0.00	480,000.00	480,000.00	0.00	0.00	0.00	480,000.00	0.00	0.00	0.00	0.00	0.00	0.00	0.00	0.00	0.00	0.00	0.00	480,000.00	0.00	0.00	
Sub-Total, General Administration and Support		480,000.00	0.00	480,000.00	480,000.00	0.00	0.00	0.00	480,000.00	0.00	0.00	0.00	0.00	0.00	0.00	0.00	0.00	0.00	0.00	0.00	480,000.00	0.00	0.00	
PS		0.00	0.00	0.00	0.00	0.00	0.00	0.00	0.00	0.00	0.00	0.00	0.00	0.00	0.00	0.00	0.00	0.00	0.00	0.00	480,000.00	0.00	0.00	
MOOE		480,000.00	0.00	480,000.00	480,000.00	0.00	0.00	0.00	480,000.00	0.00	0.00	0.00	0.00	0.00	0.00	0.00	0.00	0.00	0.00	0.00	0.00	0.00	0.00	
FinEx (if Applicable)		0.00	0.00	0.00	0.00	0.00	0.00	0.00	0.00	0.00	0.00	0.00	0.00	0.00	0.00	0.00	0.00	0.00	0.00	0.00	0.00	0.00	0.00	
CO		0.00	0.00	0.00	0.00	0.00	0.00	0.00	0.00	0.00	0.00	0.00	0.00	0.00	0.00	0.00	0.00	0.00	0.00	0.00	0.00	0.00	0.00	
Support to Operations	2000000000000000	5,475,825.13	5,000,000.00	10,475,825.13	5,475,825.13	0.00	0.00	5,000,000.00	10,475,825.13	1,008,652.29	1,838,081.29	0.00	0.00	2,846,733.58	865,793.90	476,634.91	0.00	0.00	1,342,428.81	0.00	7,629,091.55	0.00	1,504,304.77	
Health Information Technology	200000100001000	4,622,614.09	0.00	4,622,614.09	4,622,614.09	0.00	0.00	0.00	4,622,614.09	466,145.47	1,044,411.00	0.00	0.00	1,510,556.47	419,738.18	46,105.46	0.00	0.00	465,844.64	0.00	3,112,057.62	0.00	1,044,711.83	
MOOE		640,514.09	0.00	640,514.09	640,514.09	0.00	0.00	0.00	640,514.09	466,145.47	4,280.00	0.00	0.00	470,425.47	419,738.18	46,105.46	0.00	0.00	465,844.64	0.00	170,088.62	0.00	4,580.83	
CO		3,982,100.00	0.00	3,982,100.00	3,982,100.00	0.00	0.00	0.00	3,982,100.00	0.00	1,040,131.00	0.00	0.00	1,040,131.00	0.00	0.00	0.00	0.00	0.00	0.00	2,941,969.00	0.00	1,040,131.00	
Operations of Regional Offices	200000100002000	79,731.48	0.00	79,731.48	79,731.48	0.00	0.00	0.00	79,731.48	32,282.00	3,080.00	0.00	0.00	35,362.00	32,282.00	3,080.00	0.00	0.00	35,362.00	0.00	44,369.48	0.00	0.00	
MOOE		79,731.48	0.00	79,731.48	79,731.48	0.00	0.00	0.00	79,731.48	32,282.00	3,080.00	0.00	0.00	35,362.00	32,282.00	3,080.00	0.00	0.00	35,362.00	0.00	44,369.48	0.00	0.00	
Procurement and Supply Chain Management Service	200000100003000	773,479.56	5,000,000.00	5,773,479.56	773,479.56	0.00	0.00	5,000,000.00	5,773,479.56	510,224.82	790,590.29	0.00	0.00	1,300,815.11	413,772.72	427,449.45	0.00	0.00	841,222.17	0.00	4,472,664.45	0.00	459,592.94	
MOOE		773,479.56	5,000,000.00	5,773,479.56	773,479.56	0.00	0.00	5,000,000.00	5,773,479.56	510,224.82	790,590.29	0.00	0.00	1,300,815.11	413,772.72	427,449.45	0.00	0.00	841,222.17	0.00	4,472,664.45	0.00	459,592.94	
Sub-Total, Support to Operations		5,475,825.13	5,000,000.00	10,475,825.13	5,475,825.13	0.00	0.00	5,000,000.00	10,475,825.13	1,008,652.29	1,838,081.29	0.00	0.00	2,846,733.58	865,793.90	476,634.91	0.00	0.00	1,342,428.81	0.00	7,629,091.55	0.00	1,504,304.77	
PS		0.00	0.00	0.00	0.00	0.00	0.00	0.00	0.00	0.00	0.00	0.00	0.00	0.00	0.00	0.00	0.00	0.00	0.00	0.00	0.00	0.00	0.00	
MOOE		1,493,725.13	5,000,000.00	6,493,725.13	1,493,725.13	0.00	0.00	5,000,000.00	6,493,725.13	1,008,652.29	797,950.29	0.00	0.00	1,806,602.58	865,793.90	476,634.91	0.00	0.00	1,342,428.81	0.00	4,687,122.55	0.00	464,173.77	
FinEx (if Applicable)		0.00	0.00	0.00	0.00	0.00	0.00	0.00	0.00	0.00	0.00	0.00	0.00	0.00	0.00	0.00	0.00	0.00	0.00	0.00	0.00	0.00	0.00	
CO		3,982,100.00	0.00	3,982,100.00	3,982,100.00	0.00	0.00	0.00	3,982,100.00	0.00	1,040,131.00	0.00	0.00	1,040,131.00	0.00	0.00	0.00	0.00	0.00	0.00	2,941,969.00	0.00	1,040,131.00	
Operations	3000000000000000	175,030,060.21	603,404,930.90	778,434,991.11	175,030,060.21	0.00	0.00	603,404,930.90	778,434,991.11	574,432,626.45	18,627,306.52	0.00	0.00	593,059,932.97	6,330,670.62	16,587,787.96	0.00	0.00	22,918,458.58	0.00	185,375,058.14	0.00	570,141,474.39	
OO : Access to promotive and preventive health care services improved		164,198,542.48	28,143,564.93	192,342,107.41	164,198,542.48	0.00	0.00	28,143,564.93	192,342,107.41	20,650,176.30	14,655,901.14	0.00	0.00	35,306,077.44	5,779,767.12	12,893,646.70	0.00	0.00	18,473,413.82	0.00	157,036,029.97	0.00	16,832,663.62	
HEALTH POLICY AND STANDARDS DEVELOPMENT PROGRAM		172,164.00	1,700,000.00	1,872,164.00	172,164.00	0.00	0.00	1,700,000.00	1,872,164.00	0.00	0.00	0.00	0.00	0.00	0.00	0.00	0.00	0.00	0.00	0.00	1,872,164.00	0.00	0.00	
Health Sector Research Development	310100100003000	172,164.00	1,700,000.00	1,872,164.00	172,164.00	0.00	0.00	1,700,000.00	1,872,164.00	0.00	0.00	0.00	0.00	0.00	0.00	0.00	0.00	0.00	0.00	0.00	1,872,164.00	0.00	0.00	
MOOE		172,164.00	1,700,000.00	1,872,164.00	172,164.00	0.00	0.00	1,700,000.00	1,872,164.00	0.00	0.00	0.00	0.00	0.00	0.00	0.00	0.00	0.00	0.00	0.00	1,872,164.00	0.00	0.00	
HEALTH SYSTEMS STRENGTHENING PROGRAM		138,021,006.00	460,000.00	138,481,006.00	138,021,006.00	0.00	0.00	460,000.00	138,481,006.00	1,042,659.10	10,076,107.46	0.00	0.00	11,116,766.56	534,260.28	879,954.76	0.00	0.00	1,414,215.04	0.00	127,362,239.44	0.00	9,704,551.52	

Agency/Entity : Office of the Secretary
 Operating Unit : Metro Manila Centers for Health Development
 Organization Code (UACS) : 13 001 0300013
 Fund Cluster : 01 - Regular Agency Fund
 (e.g. UACS Fund Cluster: 01-Regular Agency Fund, 02-Foreign Assisted Projects Fund, 03-Special Account-Locally Funded/Domestic Grants Fund, and 04-Special Account-Foreign Assisted/Foreign Grants Fund)

	Current Year Appropriations
	Supplemental Appropriations
X	Continuing Appropriations

Particulars	UACS CODE	Appropriations		Allotments						Current Year Obligations					Current Year Disbursements					Balances			
		Authorized Appropriations	Adjustments (Transfer To/From, Realignment)	Adjusted Appropriations	Allotments Received	Adjustments (Withdrawal, Realignment)	Transfer To	Transfer From	Adjusted Total Allotments	1st Quarter Ending March 31	2nd Quarter Ending June 30	3rd Quarter Ending September 30	4th Quarter Ending December 31	Total	1st Quarter Ending March 31	2nd Quarter Ending June 30	3rd Quarter Ending September 30	4th Quarter Ending December 31	Total	Unreleased Appropriations	Unobligated Allotments	Unpaid Obligations (15-20)+(23+24)	
		3	4	5=(3+4)	6	7	8	9	10=(6+(7)-8+9)	11	12	13	14	15=(11+12+13+14)	16	17	18	19	20=(16+17+18+19)	21=(5-10)	22=(10-15)	23	24
SERVICE DELIVERY SUB-PROGRAM		136,477,206.33	0.00	136,477,206.33	136,477,206.33	0.00	0.00	0.00	136,477,206.33	575,379.10	9,309,969.66	0.00	0.00	9,885,348.76	66,980.28	823,704.78	0.00	0.00	890,685.04	0.00	126,591,857.57	0.00	8,994,663.72
Health Facilities Enhancement Program	310201100002000	134,816,898.04	0.00	134,816,898.04	134,816,898.04	0.00	0.00	0.00	134,816,898.04	0.00	8,921,739.45	0.00	0.00	8,921,739.45	0.00	0.00	0.00	0.00	0.00	0.00	125,895,159.59	0.00	8,921,739.45
MOOE		22,465.99	0.00	22,465.99	22,465.99	0.00	0.00	0.00	22,465.99	0.00	0.00	0.00	0.00	0.00	0.00	0.00	0.00	0.00	0.00	0.00	22,465.99	0.00	0.00
CO		134,794,432.05	0.00	134,794,432.05	134,794,432.05	0.00	0.00	0.00	134,794,432.05	0.00	8,921,739.45	0.00	0.00	8,921,739.45	0.00	0.00	0.00	0.00	0.00	0.00	125,872,692.60	0.00	8,921,739.45
Local Health Systems Development and Assistance	310201100003000	973,037.78	0.00	973,037.78	973,037.78	0.00	0.00	0.00	973,037.78	303,894.00	329,101.60	0.00	0.00	632,995.60	0.00	581,707.05	0.00	0.00	581,707.05	0.00	340,042.18	0.00	51,288.55
MOOE		973,037.78	0.00	973,037.78	973,037.78	0.00	0.00	0.00	973,037.78	303,894.00	329,101.60	0.00	0.00	632,995.60	0.00	581,707.05	0.00	0.00	581,707.05	0.00	340,042.18	0.00	51,288.55
Pharmaceutical Management	310201100004000	687,270.51	0.00	687,270.51	687,270.51	0.00	0.00	0.00	687,270.51	271,485.10	59,128.61	0.00	0.00	330,613.71	66,980.28	241,997.71	0.00	0.00	308,977.99	0.00	356,656.80	0.00	21,635.72
MOOE		687,270.51	0.00	687,270.51	687,270.51	0.00	0.00	0.00	687,270.51	271,485.10	59,128.61	0.00	0.00	330,613.71	66,980.28	241,997.71	0.00	0.00	308,977.99	0.00	356,656.80	0.00	21,635.72
HEALTH HUMAN RESOURCE SUB-PROGRAM		146,163.68	460,000.00	606,163.68	146,163.68	0.00	0.00	460,000.00	606,163.68	460,000.00	0.00	0.00	0.00	460,000.00	460,000.00	0.00	0.00	0.00	460,000.00	0.00	146,163.68	0.00	0.00
Human Resources for Health (HRH) and Institutional Capacity Management	310202100002000	142,354.48	0.00	142,354.48	142,354.48	0.00	0.00	0.00	142,354.48	0.00	0.00	0.00	0.00	0.00	0.00	0.00	0.00	0.00	0.00	0.00	142,354.48	0.00	0.00
MOOE		142,354.48	0.00	142,354.48	142,354.48	0.00	0.00	0.00	142,354.48	0.00	0.00	0.00	0.00	0.00	0.00	0.00	0.00	0.00	0.00	0.00	142,354.48	0.00	0.00
National Health Workforce Support System (NHWSS)	310202100003000	3,809.20	460,000.00	463,809.20	3,809.20	0.00	0.00	460,000.00	463,809.20	460,000.00	0.00	0.00	0.00	460,000.00	460,000.00	0.00	0.00	0.00	460,000.00	0.00	3,809.20	0.00	0.00
MOOE		3,809.20	460,000.00	463,809.20	3,809.20	0.00	0.00	460,000.00	463,809.20	460,000.00	0.00	0.00	0.00	460,000.00	460,000.00	0.00	0.00	0.00	460,000.00	0.00	3,809.20	0.00	0.00
HEALTH PROMOTION SUB-PROGRAM		1,397,635.99	0.00	1,397,635.99	1,397,635.99	0.00	0.00	0.00	1,397,635.99	7,280.00	766,137.80	0.00	0.00	773,417.80	7,280.00	56,250.00	0.00	0.00	63,530.00	0.00	624,218.19	0.00	709,887.80
Health Promotion	310203100001000	1,397,635.99	0.00	1,397,635.99	1,397,635.99	0.00	0.00	0.00	1,397,635.99	7,280.00	766,137.80	0.00	0.00	773,417.80	7,280.00	56,250.00	0.00	0.00	63,530.00	0.00	624,218.19	0.00	709,887.80
MOOE		1,397,635.99	0.00	1,397,635.99	1,397,635.99	0.00	0.00	0.00	1,397,635.99	7,280.00	766,137.80	0.00	0.00	773,417.80	7,280.00	56,250.00	0.00	0.00	63,530.00	0.00	624,218.19	0.00	709,887.80
PUBLIC HEALTH PROGRAM		16,929,306.41	24,884,994.93	41,814,301.34	16,929,306.41	0.00	0.00	24,884,994.93	41,814,301.34	19,037,711.60	4,245,942.87	0.00	0.00	23,283,654.47	5,097,682.22	11,400,063.57	0.00	0.00	16,497,745.79	0.00	18,530,646.87	0.00	6,785,908.68
Locally-Funded Project(s)		11,653,363.38	23,857,984.63	35,511,348.01	11,653,363.38	0.00	0.00	23,857,984.63	35,511,348.01	17,143,013.19	2,133,433.25	0.00	0.00	19,276,446.44	4,899,884.12	10,671,276.98	0.00	0.00	15,571,161.10	0.00	16,234,901.57	0.00	3,705,285.34
COVID-19 Laboratory Network Commodities	310300200001000	7,788,050.70	3,791,730.39	11,579,781.09	7,788,050.70	0.00	0.00	3,791,730.39	11,579,781.09	3,506,240.24	349,800.00	0.00	0.00	3,856,040.24	1,476,976.75	1,660,695.57	0.00	0.00	3,137,672.32	0.00	7,723,740.85	0.00	718,267.92
MOOE		7,788,050.70	3,791,730.39	11,579,781.09	7,788,050.70	0.00	0.00	3,791,730.39	11,579,781.09	3,506,240.24	349,800.00	0.00	0.00	3,856,040.24	1,476,976.75	1,660,695.57	0.00	0.00	3,137,672.32	0.00	7,723,740.85	0.00	718,267.92
COVID-19 Human Resources for Health Emergency Hiring	310300200002000	2,156,499.68	7,105,067.24	9,261,566.92	2,156,499.68	0.00	0.00	7,105,067.24	9,261,566.92	6,526,772.95	(16,366.75)	0.00	0.00	6,510,406.20	1,742,907.37	3,580,581.41	0.00	0.00	5,323,488.78	0.00	2,751,160.72	0.00	1,186,917.42
MOOE		2,156,499.68	7,105,067.24	9,261,566.92	2,156,499.68	0.00	0.00	7,105,067.24	9,261,566.92	6,526,772.95	(16,366.75)	0.00	0.00	6,510,406.20	1,742,907.37	3,580,581.41	0.00	0.00	5,323,488.78	0.00	2,751,160.72	0.00	1,186,917.42
Public Health Emergency Benefits and Allowances for Health Care and Non-Health Care Workers	310300200003000	1,708,813.00	12,961,187.00	14,670,000.00	1,708,813.00	0.00	0.00	12,961,187.00	14,670,000.00	7,110,000.00	1,800,000.00	0.00	0.00	8,910,000.00	1,680,000.00	5,430,000.00	0.00	0.00	7,110,000.00	0.00	5,760,000.00	0.00	1,800,000.00
MOOE		1,708,813.00	12,961,187.00	14,670,000.00	1,708,813.00	0.00	0.00	12,961,187.00	14,670,000.00	7,110,000.00	1,800,000.00	0.00	0.00	8,910,000.00	1,680,000.00	5,430,000.00	0.00	0.00	7,110,000.00	0.00	5,760,000.00	0.00	1,800,000.00
PUBLIC HEALTH MANAGEMENT SUB-PROGRAM		5,275,003.65	0.00	5,275,003.65	5,275,003.65	0.00	0.00	0.00	5,275,003.65	1,894,696.41	1,498,009.62	0.00	0.00	3,392,706.03	197,798.10	728,786.59	0.00	0.00	926,584.69	0.00	1,882,295.62	0.00	2,466,123.34
Public Health Management	310301100001000	5,275,003.65	0.00	5,275,003.65	5,275,003.65	0.00	0.00	0.00	5,275,003.65	1,894,696.41	1,498,009.62	0.00	0.00	3,392,706.03	197,798.10	728,786.59	0.00	0.00	926,584.69	0.00	1,882,295.62	0.00	2,466,123.34
MOOE		5,275,003.65	0.00	5,275,003.65	5,275,003.65	0.00	0.00	0.00	5,275,003.65	1,894,696.41	1,498,009.62	0.00	0.00	3,392,706.03	197,798.10	728,786.59	0.00	0.00	926,584.69	0.00	1,882,295.62	0.00	2,466,123.34
FAMILY HEALTH SUB-PROGRAM		887.38	0.00	887.38	887.38	0.00	0.00	0.00	887.38	0.00	0.00	0.00	0.00	0.00	0.00	0.00	0.00	0.00	0.00	0.00	887.38	0.00	0.00
Family Health, Immunization, Nutrition and Responsible Parenting	310304100002000	887.38	0.00	887.38	887.38	0.00	0.00	0.00	887.38	0.00	0.00	0.00	0.00	0.00	0.00	0.00	0.00	0.00	0.00	0.00	887.38	0.00	0.00
MOOE		887.38	0.00	887.38	887.38	0.00	0.00	0.00	887.38	0.00	0.00	0.00	0.00	0.00	0.00	0.00	0.00	0.00	0.00	0.00	887.38	0.00	0.00
PREVENTION AND CONTROL OF COMMUNICABLE DISEASES SUB-PROGRAM		52.00	1,027,010.30	1,027,062.30	52.00	0.00	0.00	1,027,010.30	1,027,062.30	0.00	614,500.00	0.00	0.00	614,500.00	0.00	0.00	0.00	0.00	0.00	0.00	412,562.30	0.00	614,500.00
Prevention and Control of Communicable Diseases	310308100001000	52.00	1,027,010.30	1,027,062.30	52.00	0.00	0.00	1,027,010.30	1,027,062.30	0.00	614,500.00	0.00	0.00	614,500.00	0.00	0.00	0.00	0.00	0.00	0.00	412,562.30	0.00	614,500.00
MOOE		52.00	1,027,010.30	1,027,062.30	52.00	0.00	0.00	1,027,010.30	1,027,062.30	0.00	614,500.00	0.00	0.00	614,500.00	0.00	0.00	0.00	0.00	0.00	0.00	412,562.30	0.00	614,500.00

Department : Department of Health (DOH)
 Agency/Entity : Office of the Secretary
 Operating Unit : Metro Manila Centers for Health Development
 Organization Code (UACS) : 13 001 0300013
 Fund Cluster : 01 - Regular Agency Fund

	Current Year Appropriations
	Supplemental Appropriations
X	Continuing Appropriations

(e.g. UACS Fund Cluster: 01-Regular Agency Fund, 02-Foreign Assisted Projects Fund, 03-Special Account-Locally Funded/Domestic Grants Fund, and 04-Special Account-Foreign Assisted/Foreign Grants Fund)


Particulars	UACS CODE	Appropriations					Allotments			Current Year Obligations					Current Year Disbursements					Balances			
		Authorized Appropriations	Adjustments (Transfer To/From, Realignment)	Adjusted Appropriations	Allotments Received	Adjustments (Withdrawal, Realignment)	Transfer To	Transfer From	Adjusted Total Allotments	1st Quarter Ending March 31	2nd Quarter Ending June 30	3rd Quarter Ending September 30	4th Quarter Ending December 31	Total	1st Quarter Ending March 31	2nd Quarter Ending June 30	3rd Quarter Ending September 30	4th Quarter Ending December 31	Total	Unreleased Appropriations	Unobligated Allotments	Unpaid Obligations (15-20)-(23+24)	
																						Due and Demandable	Not Yet Due and Demandable
1	2	3	4	5=(3+4)	6	7	8	9	10=[(8)+(7)-8+9]	11	12	13	14	15=(11+12+13+14)	16	17	18	19	20=(16+17+18+19)	21=(5-10)	22=(10-15)	23	24
EPIDEMIOLOGY AND SURVEILLANCE PROGRAM		2,953,107.31	1,098,570.00	4,051,677.31	2,953,107.31	0.00	0.00	1,098,570.00	4,051,677.31	569,805.60	318,858.81	0.00	0.00	888,664.41	147,824.62	398,636.37	0.00	0.00	546,460.99	0.00	3,163,012.90	0.00	342,203.42
Epidemiology and Surveillance	310400100001000	2,953,107.31	1,098,570.00	4,051,677.31	2,953,107.31	0.00	0.00	1,098,570.00	4,051,677.31	569,805.60	318,858.81	0.00	0.00	888,664.41	147,824.62	398,636.37	0.00	0.00	546,460.99	0.00	3,163,012.90	0.00	342,203.42
MOOE		2,870,483.31	1,098,570.00	3,969,053.31	2,870,483.31	0.00	0.00	1,098,570.00	3,969,053.31	569,805.60	318,858.81	0.00	0.00	888,664.41	147,824.62	398,636.37	0.00	0.00	546,460.99	0.00	3,080,388.90	0.00	342,203.42
CO		82,624.00	0.00	82,624.00	82,624.00	0.00	0.00	0.00	82,624.00	0.00	0.00	0.00	0.00	0.00	0.00	0.00	0.00	0.00	0.00	0.00	82,624.00	0.00	0.00
HEALTH EMERGENCY MANAGEMENT PROGRAM		6,122,958.76	0.00	6,122,958.76	6,122,958.76	0.00	0.00	0.00	6,122,958.76	0.00	14,992.00	0.00	0.00	14,992.00	0.00	14,992.00	0.00	0.00	14,992.00	0.00	6,107,966.76	0.00	0.00
Health Emergency Preparedness and Response	310500100001000	880,358.76	0.00	880,358.76	880,358.76	0.00	0.00	0.00	880,358.76	0.00	14,992.00	0.00	0.00	14,992.00	0.00	14,992.00	0.00	0.00	14,992.00	0.00	865,366.76	0.00	0.00
MOOE		880,358.76	0.00	880,358.76	880,358.76	0.00	0.00	0.00	880,358.76	0.00	14,992.00	0.00	0.00	14,992.00	0.00	14,992.00	0.00	0.00	14,992.00	0.00	865,366.76	0.00	0.00
Quick Response Fund	310500100002000	5,242,600.00	0.00	5,242,600.00	5,242,600.00	0.00	0.00	0.00	5,242,600.00	0.00	0.00	0.00	0.00	0.00	0.00	0.00	0.00	0.00	0.00	0.00	5,242,600.00	0.00	0.00
MOOE		5,242,600.00	0.00	5,242,600.00	5,242,600.00	0.00	0.00	0.00	5,242,600.00	0.00	0.00	0.00	0.00	0.00	0.00	0.00	0.00	0.00	0.00	0.00	5,242,600.00	0.00	0.00
OO: Access to curative and rehabilitative health care services improved		186,357.71	0.00	186,357.71	186,357.71	0.00	0.00	0.00	186,357.71	104,616.96	67,506.86	0.00	0.00	172,123.82	0.00	103,570.79	0.00	0.00	103,570.79	0.00	14,233.89	0.00	68,553.03
HEALTH FACILITIES OPERATION PROGRAM		186,357.71	0.00	186,357.71	186,357.71	0.00	0.00	0.00	186,357.71	104,616.96	67,506.86	0.00	0.00	172,123.82	0.00	103,570.79	0.00	0.00	103,570.79	0.00	14,233.89	0.00	68,553.03
CURATIVE HEALTH CARE SUB-PROGRAM		69,583.45	0.00	69,583.45	69,583.45	0.00	0.00	0.00	69,583.45	0.00	67,506.86	0.00	0.00	67,506.86	0.00	0.00	0.00	0.00	0.00	0.00	2,076.59	0.00	67,506.86
Operations of Blood Centers and National Voluntary Blood Services Program	320101100001000	67,583.45	0.00	67,583.45	67,583.45	0.00	0.00	0.00	67,583.45	0.00	67,506.86	0.00	0.00	67,506.86	0.00	0.00	0.00	0.00	0.00	0.00	76.59	0.00	67,506.86
MOOE		67,583.45	0.00	67,583.45	67,583.45	0.00	0.00	0.00	67,583.45	0.00	67,506.86	0.00	0.00	67,506.86	0.00	0.00	0.00	0.00	0.00	0.00	76.59	0.00	67,506.86
Operations of National Reference Laboratories	320101100004000	2,000.00	0.00	2,000.00	2,000.00	0.00	0.00	0.00	2,000.00	0.00	0.00	0.00	0.00	0.00	0.00	0.00	0.00	0.00	0.00	0.00	2,000.00	0.00	0.00
MOOE		2,000.00	0.00	2,000.00	2,000.00	0.00	0.00	0.00	2,000.00	0.00	0.00	0.00	0.00	0.00	0.00	0.00	0.00	0.00	0.00	0.00	2,000.00	0.00	0.00
REHABILITATIVE HEALTH CARE SUB-PROGRAM		116,774.26	0.00	116,774.26	116,774.26	0.00	0.00	0.00	116,774.26	104,616.96	0.00	0.00	0.00	104,616.96	0.00	103,570.79	0.00	0.00	103,570.79	0.00	12,157.30	0.00	1,046.17
Operation of Dangerous Drug Abuse Treatment and Rehabilitation Centers	320102100001000	116,774.26	0.00	116,774.26	116,774.26	0.00	0.00	0.00	116,774.26	104,616.96	0.00	0.00	0.00	104,616.96	0.00	103,570.79	0.00	0.00	103,570.79	0.00	12,157.30	0.00	1,046.17
MOOE		116,774.26	0.00	116,774.26	116,774.26	0.00	0.00	0.00	116,774.26	104,616.96	0.00	0.00	0.00	104,616.96	0.00	103,570.79	0.00	0.00	103,570.79	0.00	12,157.30	0.00	1,046.17
OO: Access to safe and quality health commodities, devices and facilities ensured		50,699.68	0.00	50,699.68	50,699.68	0.00	0.00	0.00	50,699.68	0.00	10,557.50	0.00	0.00	10,557.50	0.00	10,557.50	0.00	0.00	10,557.50	0.00	40,142.18	0.00	0.00
HEALTH REGULATORY PROGRAM		50,699.68	0.00	50,699.68	50,699.68	0.00	0.00	0.00	50,699.68	0.00	10,557.50	0.00	0.00	10,557.50	0.00	10,557.50	0.00	0.00	10,557.50	0.00	40,142.18	0.00	0.00
HEALTH FACILITIES AND SERVICES REGULATION SUB-PROGRAM		50,699.68	0.00	50,699.68	50,699.68	0.00	0.00	0.00	50,699.68	0.00	10,557.50	0.00	0.00	10,557.50	0.00	10,557.50	0.00	0.00	10,557.50	0.00	40,142.18	0.00	0.00
Regulation of Health Facilities and Services	330101100001000	2,200.00	0.00	2,200.00	2,200.00	0.00	0.00	0.00	2,200.00	0.00	0.00	0.00	0.00	0.00	0.00	0.00	0.00	0.00	0.00	0.00	2,200.00	0.00	0.00
MOOE		2,200.00	0.00	2,200.00	2,200.00	0.00	0.00	0.00	2,200.00	0.00	0.00	0.00	0.00	0.00	0.00	0.00	0.00	0.00	0.00	0.00	2,200.00	0.00	0.00
Regulation of Regional Health Facilities and Services	330101100002000	48,499.68	0.00	48,499.68	48,499.68	0.00	0.00	0.00	48,499.68	0.00	10,557.50	0.00	0.00	10,557.50	0.00	10,557.50	0.00	0.00	10,557.50	0.00	37,942.18	0.00	0.00
MOOE		48,499.68	0.00	48,499.68	48,499.68	0.00	0.00	0.00	48,499.68	0.00	10,557.50	0.00	0.00	10,557.50	0.00	10,557.50	0.00	0.00	10,557.50	0.00	37,942.18	0.00	0.00
OO: Access to social health protection assured		10,594,460.34	575,261,365.97	585,855,826.31	10,594,460.34	0.00	0.00	575,261,365.97	585,855,826.31	553,677,833.19	3,893,341.02	0.00	0.00	557,571,174.21	550,903.50	3,780,012.97	0.00	0.00	4,330,916.47	0.00	28,284,652.10	0.00	553,240,257.74
SOCIAL HEALTH PROTECTION PROGRAM		10,594,460.34	575,261,365.97	585,855,826.31	10,594,460.34	0.00	0.00	575,261,365.97	585,855,826.31	553,677,833.19	3,893,341.02	0.00	0.00	557,571,174.21	550,903.50	3,780,012.97	0.00	0.00	4,330,916.47	0.00	28,284,652.10	0.00	553,240,257.74
Assistance to Indigent Patients either Confined or Out-Patient in Government Hospitals/Specialty Hospitals/LGU Hospitals/Philippine General Hospital/West Visayas State University Hospital	340100100001000	10,594,460.34	575,261,365.97	585,855,826.31	10,594,460.34	0.00	0.00	575,261,365.97	585,855,826.31	553,677,833.19	3,893,341.02	0.00	0.00	557,571,174.21	550,903.50	3,780,012.97	0.00	0.00	4,330,916.47	0.00	28,284,652.10	0.00	553,240,257.74
MOOE		10,594,460.34	575,261,365.97	585,855,826.31	10,594,460.34	0.00	0.00	575,261,365.97	585,855,826.31	553,677,833.19	3,893,341.02	0.00	0.00	557,571,174.21	550,903.50	3,780,012.97	0.00	0.00	4,330,916.47	0.00	28,284,652.10	0.00	553,240,257.74


Department : Department of Health (DOH)
 Agency/Entity : Office of the Secretary
 Operating Unit : Metro Manila Centers for Health Development
 Organization Code (UACS) : 13 001 0300013
 Fund Cluster : 01 - Regular Agency Fund


	Current Year Appropriations
	Supplemental Appropriations
X	Continuing Appropriations


(e.g. UACS Fund Cluster: 01-Regular Agency Fund, 02-Foreign Assisted Projects Fund, 03-Special Account-Locally Funded/Domestic Grants Fund, and 04-Special Account-Foreign Assisted/Foreign Grants Fund)

Particulars	UACS CODE	Appropriations					Allotments		Current Year Obligations						Current Year Disbursements					Balances				
		Authorized Appropriations	Adjustments (Transfer To/From, Realignment)	Adjusted Appropriations	Allotments Received	Adjustments (Withdrawal, Realignment)	Transfer To	Transfer From	Adjusted Total Allotments	1st Quarter Ending March 31	2nd Quarter Ending June 30	3rd Quarter Ending September 30	4th Quarter Ending December 31	Total	1st Quarter Ending March 31	2nd Quarter Ending June 30	3rd Quarter Ending September 30	4th Quarter Ending December 31	Total	Unreleased Appropriations	Unobligated Allotments	Unpaid Obligations (15-20)=(23+24)		
																						Due and Demandable	Not Yet Due and Demandable	
1	2	3	4	5=(3+4)	6	7	8	9	10=(8+(7)-8+9)	11	12	13	14	15=(11+12+13+14)	16	17	18	19	20=(16+17+18+19)	21=(5-10)	22=(10-15)	23	24	
Sub-Total, Operations		175,030,060.21	603,404,930.90	778,434,991.11	175,030,060.21	0.00	0.00	603,404,930.90	778,434,991.11	574,432,626.45	18,627,306.52	0.00	0.00	0.00	593,059,932.97	6,330,670.62	16,587,787.96	0.00	0.00	22,918,458.58	0.00	185,375,058.14	0.00	570,141,474.39
PS		0.00	0.00	0.00	0.00	0.00	0.00	0.00	0.00	0.00	0.00	0.00	0.00	0.00	0.00	0.00	0.00	0.00	0.00	0.00	0.00	0.00	0.00	
MOOE		40,153,004.16	603,404,930.90	643,557,935.06	40,153,004.16	0.00	0.00	603,404,930.90	643,557,935.06	574,432,626.45	9,705,567.07	0.00	0.00	0.00	584,138,193.52	6,330,670.62	16,587,787.96	0.00	0.00	22,918,458.58	0.00	59,419,741.54	0.00	561,219,734.94
FinEx (If Applicable)		0.00	0.00	0.00	0.00	0.00	0.00	0.00	0.00	0.00	0.00	0.00	0.00	0.00	0.00	0.00	0.00	0.00	0.00	0.00	0.00	0.00	0.00	
CO		134,877,056.05	0.00	134,877,056.05	134,877,056.05	0.00	0.00	0.00	134,877,056.05	0.00	8,921,739.45	0.00	0.00	0.00	8,921,739.45	0.00	0.00	0.00	0.00	0.00	0.00	125,955,316.60	0.00	8,921,739.45
Sub-Total, I, Agency Specific Budget		180,985,885.34	608,404,930.90	789,390,816.24	180,985,885.34	0.00	0.00	608,404,930.90	789,390,816.24	575,441,278.74	20,465,387.81	0.00	0.00	0.00	595,906,666.55	7,196,464.52	17,064,422.87	0.00	0.00	24,260,887.39	0.00	193,464,149.69	0.00	571,645,779.16
PS		0.00	0.00	0.00	0.00	0.00	0.00	0.00	0.00	0.00	0.00	0.00	0.00	0.00	0.00	0.00	0.00	0.00	0.00	0.00	0.00	0.00	0.00	
MOOE		42,126,729.29	608,404,930.90	650,531,660.19	42,126,729.29	0.00	0.00	608,404,930.90	650,531,660.19	575,441,278.74	10,503,517.36	0.00	0.00	0.00	584,138,193.52	7,196,464.52	17,064,422.87	0.00	0.00	22,918,458.58	0.00	64,586,864.09	0.00	561,683,908.71
FinEx (If Applicable)		0.00	0.00	0.00	0.00	0.00	0.00	0.00	0.00	0.00	0.00	0.00	0.00	0.00	0.00	0.00	0.00	0.00	0.00	0.00	0.00	0.00	0.00	
CO		138,859,156.05	0.00	138,859,156.05	138,859,156.05	0.00	0.00	0.00	138,859,156.05	0.00	9,961,870.45	0.00	0.00	0.00	8,921,739.45	0.00	0.00	0.00	0.00	0.00	0.00	128,897,285.60	0.00	9,961,870.45
GRAND TOTAL		180,985,885.34	608,404,930.90	789,390,816.24	180,985,885.34	0.00	0.00	608,404,930.90	789,390,816.24	575,441,278.74	20,465,387.81	0.00	0.00	0.00	595,906,666.55	7,196,464.52	17,064,422.87	0.00	0.00	24,260,887.39	0.00	193,464,149.69	0.00	571,645,779.16
PS		0.00	0.00	0.00	0.00	0.00	0.00	0.00	0.00	0.00	0.00	0.00	0.00	0.00	0.00	0.00	0.00	0.00	0.00	0.00	0.00	0.00	0.00	
MOOE		42,126,729.29	608,404,930.90	650,531,660.19	42,126,729.29	0.00	0.00	608,404,930.90	650,531,660.19	575,441,278.74	10,503,517.36	0.00	0.00	0.00	585,944,796.10	7,196,464.52	17,064,422.87	0.00	0.00	24,260,887.39	0.00	64,586,864.09	0.00	561,683,908.71
FinEx (If Applicable)		0.00	0.00	0.00	0.00	0.00	0.00	0.00	0.00	0.00	0.00	0.00	0.00	0.00	0.00	0.00	0.00	0.00	0.00	0.00	0.00	0.00	0.00	
CO		138,859,156.05	0.00	138,859,156.05	138,859,156.05	0.00	0.00	0.00	138,859,156.05	0.00	9,961,870.45	0.00	0.00	0.00	9,961,870.45	0.00	0.00	0.00	0.00	0.00	0.00	128,897,285.60	0.00	9,961,870.45

Certified Correct:

 MA YEIZA A. PERALTA
 Administrative Officer V
 Date: July 22, 2023 02:18 PM

Certified Correct:

 MARJORIE G. FABUNAN, CPA
 Accountant III
 Date: July 22, 2023 02:18 PM

Recommending Approval By:

 ROSE M. ALEGRE, MPA, MPM
 Civil Administrative Officer
 Date: July 22, 2023 03:01 PM

Approved By:

 ALELI ANNIE GRACE P. SUDIACAL, MD, MPH, CESE
 Director IV
 Date: July 22, 2023 03:47 PM